

NDP-25 SERIES

Maximum Capacity 170 l/min
Port Size 1" (25 mm)



NDP-P25 Polypropylene -DN Flange
Dimensions: 366 mm W x 422 mm H
Net Wt.: 10,9 kg
Shipping Wt.: 12,6 kg

NDP-P25 Polypropylene -Rc
Dimensions:
366 mm W x 429 mm H
Net Wt.: 10,9 kg
Shipping Wt.: 12,6 kg



NDP-25 Conductive Kynar®-Rc
Dimensions:
366 mm W x 429 mm H
Net Wt.: 13,4 kg
Shipping Wt.: 15,0 kg



NDP-P25 Kynar®-DN Flange
Dimensions:
366 mm W x 442 mm H
Net Wt.: 13,4 kg
Shipping Wt.: 15,0 kg



NDP-25 Aluminum
Dimensions: 287 mm W x 383 mm H
Net Wt.: 13,0 kg
Shipping Wt.: 14,0 kg

NDP-25 Stainless Steel
Dimensions: 287 mm W x 383 mm H
Net Wt.: 19,9 kg
Shipping Wt.: 21,0 kg

NDP-25 Cast Iron
Dimensions: 287 mm W x 383 mm H
Net Wt.: 19,9 kg
Shipping Wt.: 21,0 kg



NDP-25 SERIES SPECIFICATIONS

Port Dimensions

Intake & discharge connection:

Polypropylene (PPG)	1" 25 mm Female Rc
Conductive Kynar® (PVDF)	1" 25 mm Female Rc
Aluminum (ADC-12)	1" 25 mm Female Rc
Stainless Steel (316)	1" 25 mm Female Rc
Cast Iron	1" 25 mm Female Rc
Air inlet (incl. ball valve):	3/8" 10 mm Female Rc
Air exhaust (incl. silencer):	3/4" 20 mm Female Rc

DN & ANSI Flange also available—consult Yamada.

Notes: Flange connections are equivalent to DN 25 PN 10 and JIS 10K 25A

Air Supply Pressure (All Models)

1,4 – 7 Bar (0,14 – 0,7 MPa)

Discharge Volume Per Cycle

Rubber diaphragm: 833 cc

PTFE diaphragm: 787 cc

Maximum Cycles Per Minute

Rubber diaphragm: 210

PTFE diaphragm: 210

Maximum Size Solid

4,8 mm (3/16")

Maximum Dry Suction Lift

Rubber-fitted pump capability: 5,5 m

Air Motors:

Metal pumps standard with aluminum motor.

Options for aluminum motor: Teflon®-coated protection

Plastic pumps standard with PPG motor.

PPG motor also optional for metal pumps.

Anodic coated aluminum motor for ATEX conform PVDF pump.

Notes:

Hytrel®-fitted pumps include Buna-N wetted o-rings.

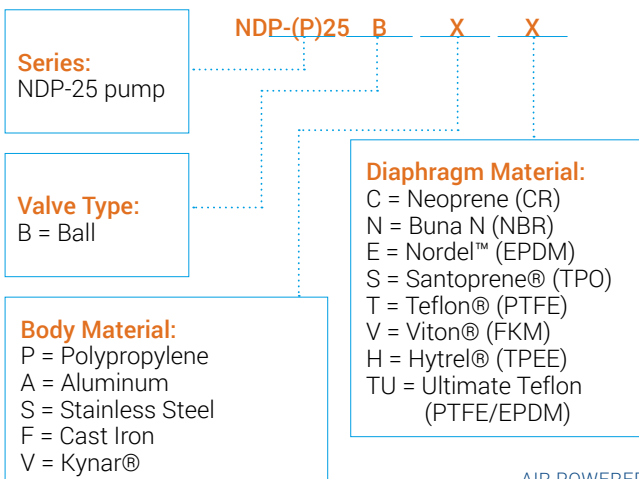
Santoprene®-fitted pumps include EPDM wetted o-rings.

Kynar® (PVDF) pumps:

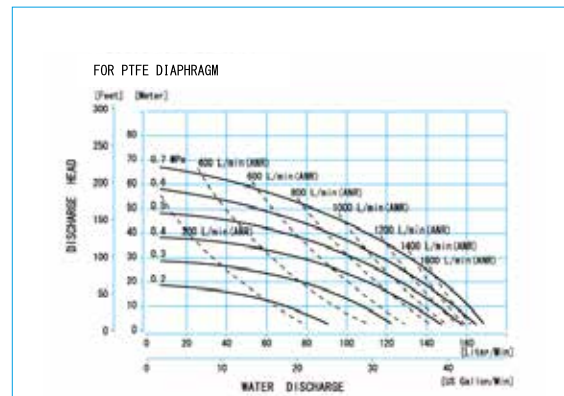
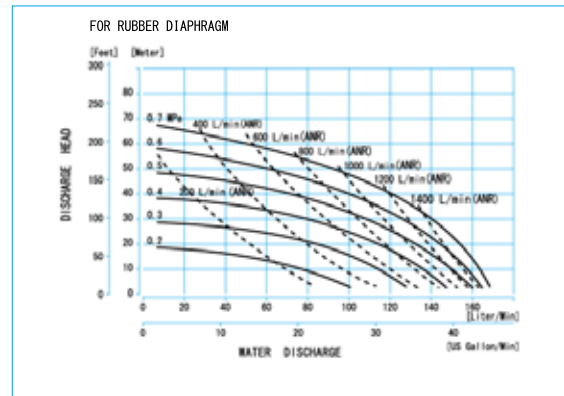
fitted with Santoprene® includes: santoprene balls and PTFE o-rings.

fitted with Hytrel® includes: hytre balls and PTFE o-rings.

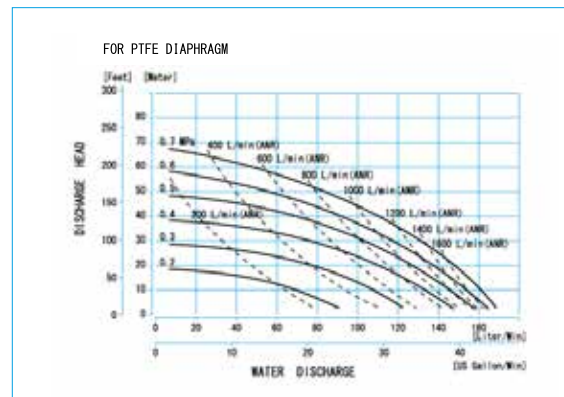
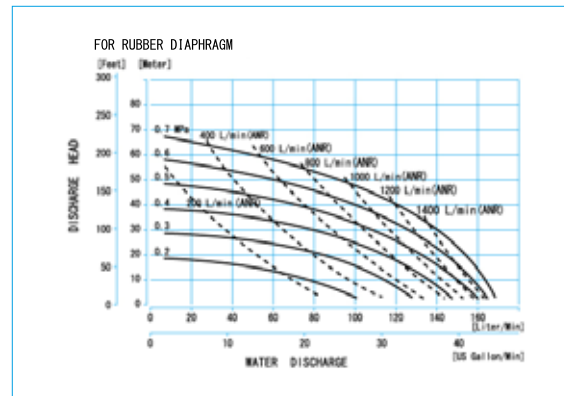
Model Number Nomenclature



Metal Pump Performance Curve



Plastic Pump Performance Curve



Additional options listed on page 41.