




KRS 3-phase
50Hz

Heavy-duty drainage pumps
- for professional use

4-pole Motor 1450 r.p.m. - excellent durability
and versatility



Top Discharge



Pumped water cools the motor and discharges as illustrated. The motor can be cooled even when pumping a small amount of water. The top discharge arrangement allows access into areas with space limitations.



Rugged

4-pole motor used to achieve a simple structure that demonstrates excellent durability and versatility. By offering a cast iron pump body durability is increased over standard aluminium body pumps.

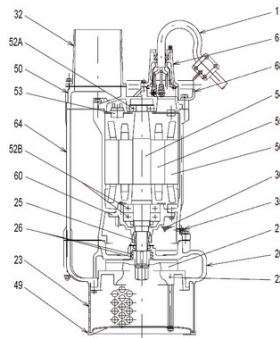
Rugged

KRS-series, cast iron pumps with 4-pole motor, represent Tsurumi's multipurpose pumps for their simple construction, superb durability, and high efficiency. Tsurumi's years of expertise and innovative techniques are fully utilized in every component of these pumps which have won users' unparalleled credit and admiration.



Components:

001 Cable	049 Bottom plate
006 Cable entrance	050 Motor cover
020 Pump casing	052A Upper bearing
021 Impeller	052B Lower bearing
022 Suction plate	053 Motor protector
023 Strainer	054 Shaft
025 Mechanical seal	055 Rotor
026 Oil sealing	056 Stator
032 Hose coupling	060 Bearing housing
035 Oil plug	064 Motor casing
036 Lubricant	068 Handle



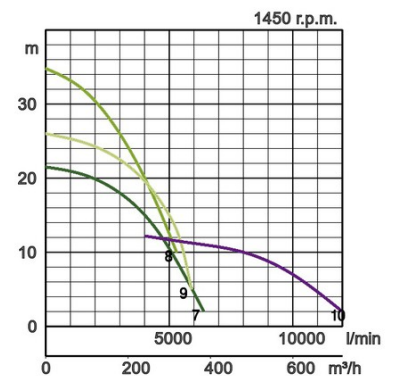
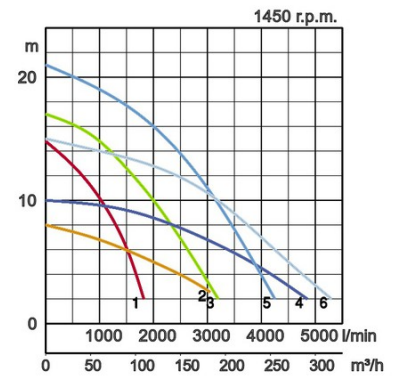
KRS822

Specifications:

Model	Colour code curve	Bore mm	Motor output kW	Rated current A	Head max. m	Capacity max. l/min	Dry weight kg w/o cable	Max. solid handling ø mm	Pressure resistance max. m	Cable length m
KRS-43	1	100	3,0	6,5	14,8	1820	95,0	12	15	20
KRS-63	2	150	3,0	6,5	8,0	3250	97,0	15	15	20
KRS-65.5	3	150	5,5	12,1	17,0	3180	118,0	20	15	20
KRS-85.5	4	200	5,5	12,1	10,0	4850	118,0	20	15	20
KRS2-69	5	150	9,0	19,0	21,0	4250	155,0	20	15	20
KRS2-89	6	200	9,0	19,0	15,0	5300	175,0	30	15	20
KRS815	7	200	15,0	31,9	21,5	6400	240,0	25	20	20
KRS822	8	200	22,0	44,6	34,8	5300	380,0	25	20	20
KRS822L	9	200	22,0	44,6	26,0	5900	390,0	25	20	20
KRS1022	10	250	22,0	45,7	12,1	12000	390,0	25	20	20

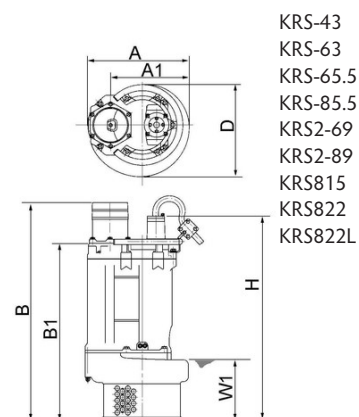
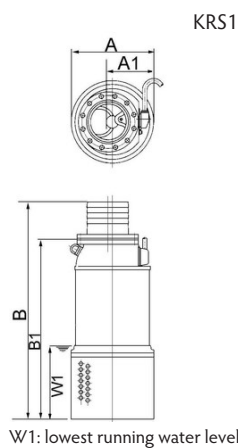


ø Discharge bore mm		100, 150, 200, 250	
Pumping Fluid	Temperature	0-40°C	
	Type of Fluid	Spring water, Rain water, Ground water, Sand carrying water	
Pump	Components	Impeller	Semi-open type impeller, Closed type impeller
		Shaft Seal	Double mechanical seal
		Bearings	Shielded ball bearings
	Material	Impeller	Ductile iron casting EN-GJS-700-2
		Casing	Grey iron casting EN-GJL-200
Suction Plate	Grey iron casting EN-GJL-200		
Shaft Seal	Silicon carbide in oil bath		
Motor	Motor Protector (built-in)	Circle thermal cut-out	
	Phase / Voltage	3-phase / 400V / 50Hz / d.o.l.	
	Insulation	Insulation class E, Insulation class F, Insulation class B	
	Lubrication	Turbine oil (ISO VG32)	
	Type, Poles	Induction motor, 4 poles, IP68	
	Material	Casing	Grey iron casting EN-GJL-150, Grey iron casting EN-GJL-200
Shaft		Stainless steel EN-X30Cr13	
Cable		Rubber, NSSHÖU	
Discharge Connection		Threaded flange, Hose coupling	



Dimensions in mm:

Model	A	A1	B	B1	D	H	W1
KRS-43	378	288	723	586	347	651	170
KRS-63	385	295	867	686	365	777	300
KRS-65.5	423	303	790	608	369	698	190
KRS-85.5	445	325	942	710	413	800	295
KRS2-69	487	371	812	630	424	743	200
KRS2-89	470	354	933	701	403	814	300
KRS815	481	347	1069	837	440	949	275
KRS822	572	445	1238	1006	530	1156	345
KRS822L	572	445	1238	1006	530	1156	345
KRS1022	525	260	1419	1156	-	-	450



In the event of abrasive and corrosive utilization, stronger wear and tear will take place naturally in certain components. In this regard, please pay attention to our website www.tsurumi.eu/english/applications.htm.



Contributing to World-wide Prosperity and Understanding through Worker- and Environment-friendly Production.

Designed for increased productivity through fully integrated streamlined production systems, Tsurumi's factory in Kyoto (Japan) features a production capacity of a full 1 million pumps per year. Large-scale modern R&D facilities offer optimum conditions for experimenting and testing of even super-large pumps and for developing new products to expand the possibilities and applications of pumps. To provide optimum conditions for our main asset, our workers, as well as for the environment, special emphasis is placed on optimized working conditions with airconditioning, minimized dust and exhaust gas emission, comprehensive recycling and waste recovery.

Tsurumi (Europe) GmbH

Wahlerstr. 10
D-40472 Düsseldorf
Tel.: +49 (0)211-4179373
Fax: +49 (0)211-417937-480
Email: sales@tsurumi.eu
www.tsurumi.eu

We reserve the right to change specifications and designs herein for improvement without prior notice. Our pumps are for professional use only. In the event that Tsurumi (Europe) GmbH have, in exceptional cases taken over, a manufacturer's warranty, this entitles the enduser to assert remedy free of charge against Tsurumi (Europe) GmbH due to any defect to the product occurring during the guarantee period (see below), also then when the warranty claims against the seller do not or no longer exist. In the event of malfunction, which is attributable to the improper handling by the enduser, no guarantee claim shall arise. Further claims shall not result from the warranty, unless if something to the contrary has explicitly been determined. The decision as to whether remedy is effected by way of replacement or repair shall be at the choice of Tsurumi (Europe) GmbH. The claims shall be time barred after a period of three months after expiry of the guarantee period, however, not before expiry of the warranty period which is valid towards the seller. In the event of doubt, the warranty period shall correspond with the warranty period which is valid between the end-user and his seller.



con-KRS-EN

