



UZ 3-phase
50Hz

Sewage Pump with Vortex Impeller and 4-pole motor

The UZ pump features a vortex (eddy flow) structure and wide pump casing interior, preventing clogging by waste and solid matter.





Vortex Impeller

This impeller is used mainly to avoid clogging or wear by large or stringy solids in the water. It accelerates part of the water to great speed, and this speed is used to smoothly move all the water from inlet to outlet.

Optional Accessories:

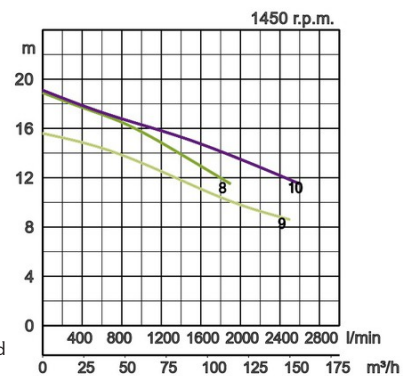
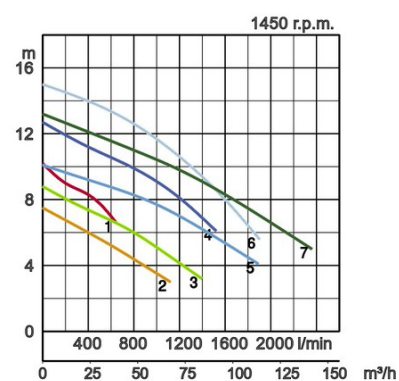
- Guide rail fitting consisting of:
 - Guide support / Guide hook
 - Duck foot bend
 - Lifting chain
- Discharge bend
- Stand for free standing type (5,5kW or over)



Specifications:

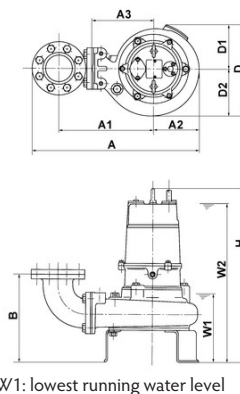
Model		Colour code curve	Bore mm	Power output kW	Phases	r.p.m.	Head max. m	Capacity max. l/min	Starting method	Dry weight kg without cable		Impeller passage mm
free standing	with guide rail fitting									free standing	with guide rail fitting	
50UZ41.5	TOS50UZ41.5	1	50	1,5	3	1450	10,2	644	direct	52,0	50,0	50
80UZ41.5	TOS80UZ41.5	2	80	1,5	3	1450	7,5	1120	direct	66,0	56,0	80
80UZ42.2	TOS80UZ42.2	3	80	2,2	3	1450	8,8	1395	direct	66,0	57,0	80
80UZ43.7	TOS80UZ43.7	4	80	3,7	3	1450	12,7	1520	direct	72,0	63,0	80
100UZ43.7	TOS100UZ43.7	5	100	3,7	3	1450	10,1	1890	direct	79,0	70,0	100
80UZ45.5	TOS80UZ45.5	6	80	5,5	3	1450	15,0	1900	direct	129,0	125,0	80
100UZ45.5	TOS100UZ45.5	7	100	5,5	3	1450	13,2	2360	direct	145,0	134,0	100
80UZ47.5	TOS80UZ47.5	8	80	7,5	3	1450	19,0	1900	direct	142,0	137,0	80
100UZ47.5	TOS100UZ47.5	9	100	7,5	3	1450	15,6	2500	direct	158,0	147,0	100
100UZ411	TOS100UZ411	10	100	11	3	1450	19,0	2600	star/delta	191,0	180,0	100

ø Discharge bore mm		50mm, 80mm, 100mm	
Pumping Fluid	Type of Fluid	Municipal sewage, water with solids	
	Temperature	0-40°C	
Pump	Components	Impeller	Vortex impeller
		Shaft Seal	Double mechanical seal
		Bearings	Shielded ball bearings
	Material	Impeller	Grey iron casting EN-GJL-200
		Casing	Grey iron casting EN-GJL-200
Shaft Seal	Silicon carbide in oil bath		
Motor	Motor Protector (built-in)		Circle thermal cut-out
	Phase / Voltage		3-phase / 400V / 50Hz / d.o.l., 3-phase / 400V / 50Hz / s.d.
	Lubrication		Turbine oil (ISO VG32)
	Insulation		Insulation class E, Insulation class F
	Type, Poles		Induction motor, 4 poles, IP68
	Material	Casing	Grey iron casting EN-GJL-150, Grey iron casting EN-GJL-200
Shaft		Stainless steel EN-X30Cr13	
Cable		Rubber, NSSHÖU	
Discharge Connection		Inside thread, JIS10K flange	
Optional Accessories		Guide rail fitting "TOS" (guide support, duck foot bend, lifting chain) / Bend and stand set for free standing types	



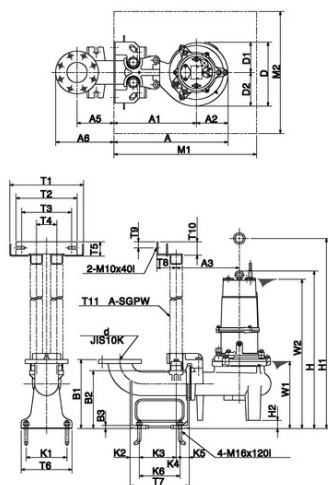
Dimensions in mm:

Model	A	A1	A2	A3	B	D	D1	D2	H	W1	W2
50UZ41.5	405	228	123	142	179	250	110	140	566	170	525
80UZ41.5	531	312	126	200	285	261	128	133	637	240	595
80UZ42.2	531	312	126	200	285	261	128	133	637	240	595
80UZ43.7	557	312	153	200	285	291	141	150	688	240	645
100UZ43.7	628	368	155	240	330	314	149	165	737	290	695
80UZ45.5	595	342	160	230	290	358	179	179	899	280	770
100UZ45.5	652	387	160	260	335	358	179	179	939	320	810
80UZ47.5	595	342	160	230	290	358	179	179	920	280	790
100UZ47.5	652	387	160	260	335	358	179	179	960	320	830
100UZ411	660	387	168	230	337	358	179	179	1021	335	865



Dimensions - guide rail fitting type in mm:

Model	A	A1	A2	A3	A5	A6	D	D1	D2	H	H1	H2	M1	M2	W1	W2
50UZ41.5	368	245	123	195	130	218	250	110	140	626	786	60	550	350	230	585
80UZ41.5	446	320	126	260	165	258	261	128	133	670	829	33	600	500	275	630
80UZ42.2	446	320	126	260	165	258	261	128	133	670	829	33	600	500	275	630
80UZ43.7	473	320	153	260	165	258	290	140	150	721	880	33	600	500	275	680
100UZ43.7	560	405	155	310	181	286	314	149	165	777	936	40	700	600	330	735
80UZ45.5	510	350	160	290	165	258	358	179	179	927	1185	28	600	500	310	800
100UZ45.5	585	425	160	330	181	286	358	179	179	974	1230	38	700	600	355	845
80UZ47.5	510	350	160	290	165	258	358	179	179	948	1220	28	600	500	310	820
100UZ47.5	585	425	160	330	181	286	358	179	179	995	1265	35	700	600	355	865
100UZ411	593	425	168	330	181	286	385	179	179	1054	1310	33	700	600	370	895



W1: lowest running water level

Discharge bore mmd	T1	T2	T3	T4	T5	T6	T7	T8	T9	T10	T11	K1	K2	K3	K4	K5	K6	B1	B2	B3	
50mm	50	250	230	185	70	63	160	200	50	25	55	25	120	40	110	10	40	120	250	203	15
80mm	80	288	230	195	80	63	220	250	60	25	55	32	170	40	155	15	40	170	290	237	15
100mm	100	362	300	245	100	74	250	290	95	30	66	50	200	45	181	19	45	200	340	285	15

Tsurumi (Europe) GmbH

Wahlerstr. 10

D-40472 Düsseldorf

Tel.: +49 (0)211-4179373

Fax: +49 (0)211-417937-480

Email: sales@tsurumi.eu

www.tsurumi.eu

We reserve the right to change specifications and designs herein for improvement without prior notice. Our pumps are for professional use only. In the event that Tsurumi (Europe) GmbH have, in exceptional cases taken over, a manufacturer's warranty, this entitles the enduser to assert remedy free of charge against Tsurumi (Europe) GmbH due to any defect to the product occurring during the guarantee period (see below), also then when the warranty claims against the seller do not or no longer exist. In the event of malfunction, which is attributable to the improper handling by the enduser, no guarantee claim shall arise. Further claims shall not result from the warranty, unless if something to the contrary has explicitly been determined. The decision as to whether remedy is effected by way of replacement or repair shall be at the choice of Tsurumi (Europe) GmbH. The claims shall be time barred after a period of three months after expiry of the guarantee period, however, not before expiry of the warranty period which is valid towards the seller. In the event of doubt, the warranty period shall correspond with the warranty period which is valid between the end-user and his seller.

sew-UZ-EN

