

CRUSHES *and* **SHREDS**



CZ series


Submersible Smashing Cutter Pumps

Submersible Smashing Cutter Pumps

Tsurumi CZ-series is heavy-duty submersible smashing cutter pumps, for sewage and wastewater, equipped with a newly developed crushing mechanism.

With innovative and unique impeller design equipped with two Rotating Leading Blades and original Heart-shaped Stationary Suction Blade, CZ-series provides optimal crushing and shredding of the solid wastes. It can cut solid matters as well as handle long fibrous wastes.

The game-changing Extended Rotating Guide provided on the impeller remarkably eradicates the retention of solid wastes at the center of the impeller.



Rotating Leading Blade


The high-efficiency open-type two-vane impeller is equipped with a sharp-edged leading blade, which brings solid matter towards the stationary suction blade at an optimum angle. These two blades work together, acting like scissors, to efficiently cut and shred any solids into pieces allowing them to pass through smoothly.

Extended Rotating Guide

The extended rotating guide prevents the solids from accumulating at the low pressure suction area at the center of the impeller, which is highly-prone of clogging. The extended rotating guide is designed to guide the wastes into the channel towards the sharp edged blades and away from the center of the impeller, vastly improving the reliability against clogging.

Heart-shaped Stationary Suction Blade

Sharp blade is provided on the suction cover that crushes and shreds any solid with the help of rotating leading blade for better solid handling.

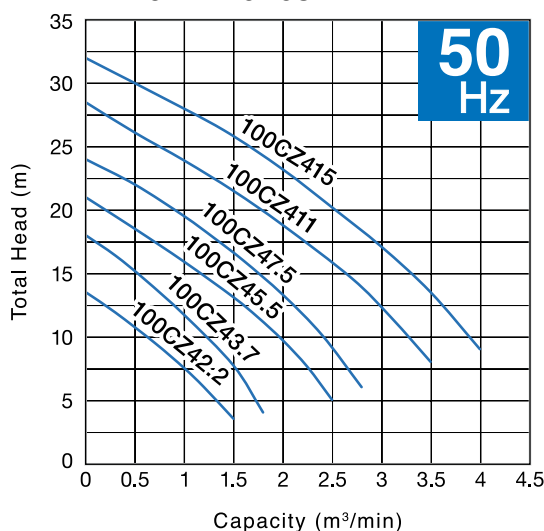


SPECIFICATIONS

Discharge Bore mm	PUMP MODEL	Motor Output kW	Phase	Starting Method	Solids Passage mm
	Free Standing				
100	100CZ42.2	2.2	Three	D.O.L.	30*
	100CZ43.7	3.7		D.O.L.	30*
	100CZ45.5	5.5		D.O.L.	35*
	100CZ47.5	7.5		D.O.L.	35*
	100CZ411	11		Star-Delta	41*
	100CZ415	15		Star-Delta	41*

* Solids larger than aforementioned size can be transferred easily with the help of improved crushing and shredding performance.

PERFORMANCE CURVE



TSURUMI (EUROPE) GMBH

Wahlerstr. 10, 40472 Düsseldorf, Germany

sales@tsurumi.eu www.tsurumi.eu