



Sewage Treatment Equipment

Aerator TRN/BER
Bar Screen KW
Decanting Pump FH
Scum Skimmer FSP
Agitator Pump KRS2
- for professional use

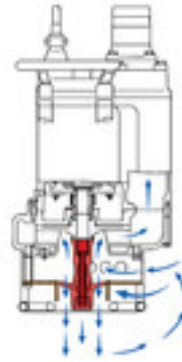




FSP

Scum skimmer

A bypass attached to the discharge opening recycles part of pumped water to the intake to generate a jet flow. An ejector effect produced by the jet flow, generates suction power in the collection cup (Intake). This guarantees a stable sucking process even if water, air, and suspended matter are drawn in from water surface simultaneously.



KRS2

Agitator Pumps

Slurry pump suitable for most demanding jobs. 4-pole motor used to achieve a simple structure that demonstrates excellent durability and versatility.



TRN

Aerator

Self priming submersible aerators for municipal and industrial water treatment



BER

Submersible Ejectors

This submersible ejector is composed of a B type pump and a venturi with diffusor trumpet.



KW

Rake type Bar Screens

a durable and efficient solution for primary fine screening of waste water. It is installed in the channel with depth from 270mm, width from 300mm and with bar spacing from 1mm.



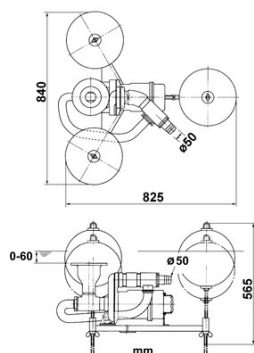
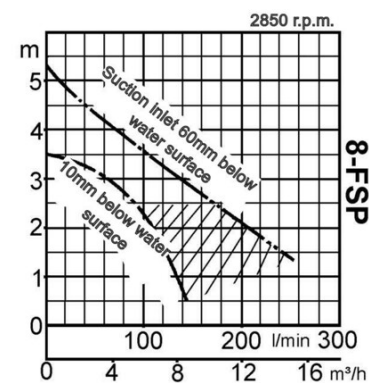
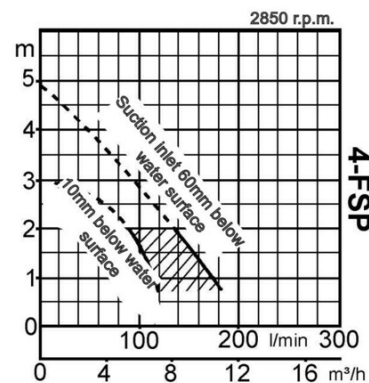
Specifications:

Model	Bore mm	Power output kW	Phases	r.p.m.	Head max. m	Capacity max. l/min	Starting method	Dry weight kg without cable	Impeller passage mm
4-FSP	50	0,4	3	2850	4,9	180	direct	36,0	16
8-FSP	50	0,75	3	2850	5,3	255	direct	38,0	22

Decanting pump - The special construction of the pump ensures that only supernatant water is discharged without any entrapment of sediments.



ø Discharge bore mm		50mm		
Pumping Fluid	Type of Fluid	Treated sewage		
	Temperature	0-40°C		
Pump	Components	Impeller	Non-clog impeller	
		Shaft Seal	Double mechanical seal	
		Bearings	Shielded ball bearings	
	Material	Impeller	Grey iron casting EN-GJL-200	
		Upper casing	Grey iron casting EN-GJL-200	
		Lower casing	Grey iron casting EN-GJL-200	
		Shaft Seal	Silicon carbide in oil bath	
Float	Plastic			
Motor	Motor Protector (built-in)		Circle thermal cut-out	
	Phase / Voltage		3-phase / 400V / 50Hz / d.o.l.	
	Insulation		Insulation class E	
	Lubrication		Turbine oil (ISO VG32)	
	Type, Poles		Induction motor, 2 poles, IP68	
	Material	Casing	Grey iron casting EN-GJL-150	
Shaft		Stainless steel EN-X6Cr13		
Cable		Rubber, NSSHÖU		
Discharge Connection		Hose coupling		





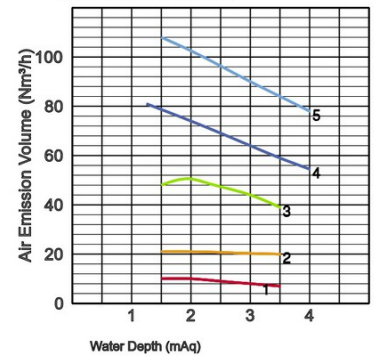
Specifications:

Diameter air pipe mm	Model	Colour code curve	Power output kW	Phases	r.p.m.	Starting method	Dry weight kg without cable	Cable m
32	32TRN2.75	1	0,75	3	2850	direct	55,0	10
32	32TRN21.5	2	1,5	3	2850	direct	55,0	10
50	50TRN42.2	3	2,2	3	1450	direct	140,0	10
50	50TRN43.7	4	3,7	3	1450	direct	150,0	10
50	50TRN45.5	5	5,5	3	1450	direct	170,0	10
80	80TRN47.5	6	7,5	3	1450	direct	190,0	10
80	80TRN412	7	12	3	1450	star/delta	200,0	10
80	80TRN417	8	17	3	1450	star/delta	220,0	20
100	100TRN424	9	24	3	1450	star/delta	435,0	20
150	150TRN440	10	40	3	1450	star/delta	583,0	20

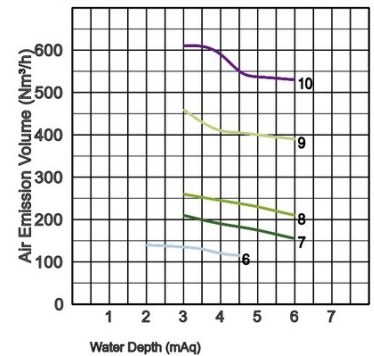


**Submersible Aerators - self priming
- low maintenance - easy
installation**

Air Emission Volume - Water Depth Curve
(Air Emission Volume at 20°C)

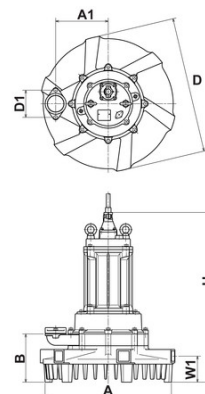


Air Emission Volume - Water Depth Curve
(Air Emission Volume at 20°C)



Air inlet		32mm, 50mm, 80mm, 100mm, 150mm		
Pumping Fluid	Temperature	0-40°C		
	Type of Fluid	Municipal sewage, sewage of food industry		
Pump	Components	Impeller	Vortex impeller	
		Shaft Seal	Double mechanical seal	
		Bearings	Shielded ball bearings	
	Material	Impeller	Stainless steel DIN-GX12Cr14	
		Suction Plate	Stainless steel DIN-GX12Cr14	
		Guide vane	Grey iron casting EN-GJL-200	
		Air inlet	Grey iron casting EN-GJL-200	
Shaft Seal	Silicon carbide in oil bath			
Motor	Type, Poles	Induction motor, 2 poles, IP68, 4 poles		
	Motor Protector (built-in)	Circle thermal cut-out		
	Phase / Voltage	3-phase / 400V / 50Hz / d.o.l., 3-phase / 400V / 50Hz / s.d.		
	Lubrication	Turbine oil (ISO VG32)		
	Insulation	Insulation class F		
	Material	Casing	Grey iron casting EN-GJL-150, Grey iron casting EN-GJL-200	
		Shaft	Stainless steel EN-X30Cr13, Stainless steel EN-X20Cr13	
Cable		Rubber, NSSHÖU, H07RN-F		
Air pipe connection		Inside thread, flange		

Model	A	A1	B	D	D1	H	SA	SB	SC	SD	W1
32TRN2.75	371	184	146	420	90	473	180	116	175	-	81
32TRN21.5	371	184	146	420	90	473	180	116	275	-	81
50TRN42.2	660	271	226	700	140	689	230	154	370	-	123
50TRN43.7	660	271	226	700	140	694	230	154	370	-	123
50TRN45.5	660	271	226	700	140	835	230	154	370	-	123
80TRN47.5	660	271	246	700	140	868	245	180	-	585	133
80TRN412	660	271	246	700	140	898	245	180	-	585	133
80TRN417	660	271	246	700	140	958	245	180	-	585	133
100TRN424	980	385	417	1000	230	1225	345	256	-	760	272
150TRN440	980	410	452	1050	280	1482	448	370	740	863	269





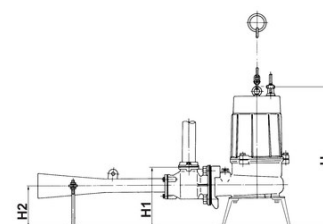
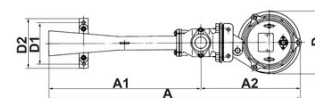
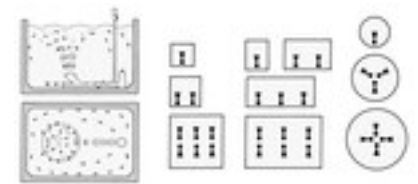
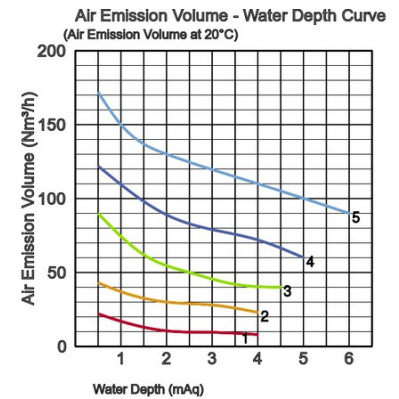
Specifications:

Diameter air pipe mm	Model		Colour code curve	Power output kW	Phases	r.p.m.	Starting method	tank dimensions			Dry weight kg without cable		
	free standing	with guide rail fitting						length max. m	breadth max. m	depth max. m	free standing	with guide rail fitting	
25	8-BER	TOS-8BER	●	1	0,75	3	2850	direct	3,0	2,0	4,0	28,0	23,0
32	15-BER	TOS-15BER	●	2	1,5	3	2850	direct	4,0	3,5	4,0	43,0	34,0
50	22-BER	TOS-22BER	●	3	2,2	3	1450	direct	5,0	5,0	4,5	75,0	61,0
50	37-BER	TOS-37BER	●	4	3,7	3	1450	direct	6,0	6,0	5,0	91,0	77,0
50	55-BER	TOS-55BER	●	5	5,5	3	1450	direct	7,0	7,0	6,0	149,0	132,0



This submersible aerator is composed of a B-type pump and an ejector (suction mechanism) so that both agitation and aeration can be carried out simultaneously. The BER aerator features extremely high oxygen dissolution efficiency and a non clog shaver mechanism.

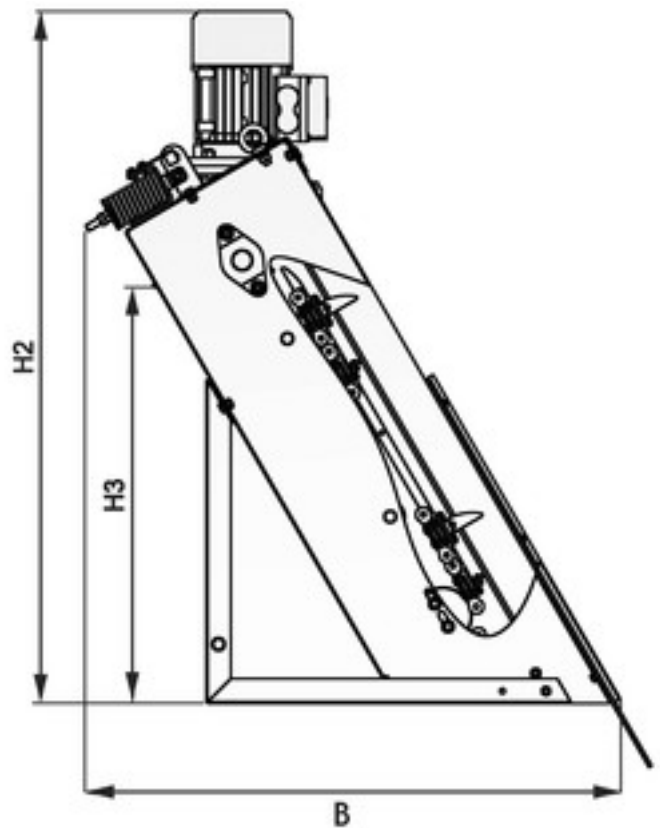
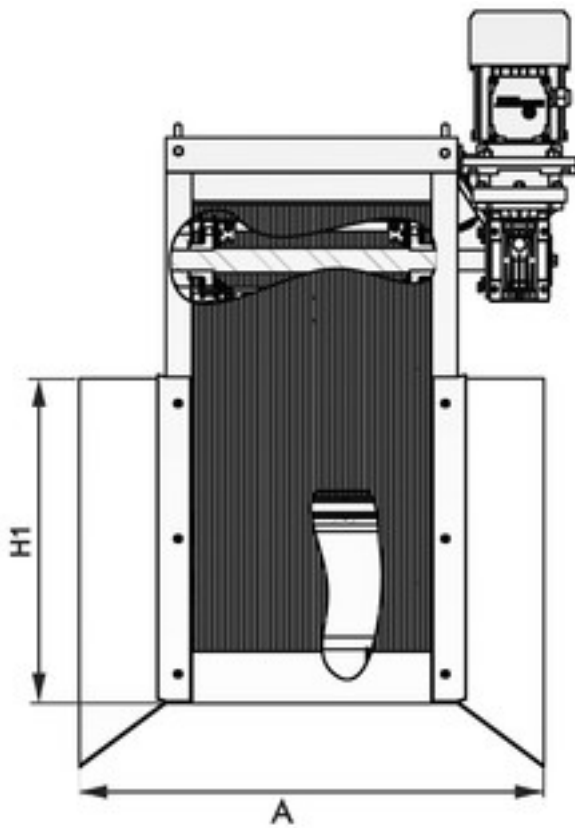
ø Air inlet		25mm, 32mm, 50mm		
Pumping Fluid	Type of Fluid	Municipal sewage, sewage of food industry		
	Temperature	0-40°C		
Pump	Components	Impeller	Non-clog impeller	
		Shaft Seal	Double mechanical seal	
		Bearings	Shielded ball bearings	
	Material	Impeller	Grey iron casting EN-GJL-200	
		Casing	Grey iron casting EN-GJL-200	
		Suction Plate	Grey iron casting EN-GJL-200	
		Diffuser	Construction steel DIN1.0040 nylon coated	
Shaft Seal	Silicon carbide in oil bath			
Motor	Insulation		Insulation class E, Insulation class F	
	Lubrication		Turbine oil (ISO VG32)	
	Phase / Voltage		3-phase / 400V / 50Hz / d.o.l.	
	Motor Protector (built-in)		Circle thermal cut-out	
	Type, Poles		Induction motor, 2 poles, IP68, 4 poles	
	Material	Casing	Grey iron casting EN-GJL-150	
Shaft		Stainless steel EN-X6Cr13, Stainless steel EN-X30Cr13		
Cable		Rubber, NSSHÖU		
Air pipe connection		Inside thread, flange		



Model	A	A1	A2	D	D1	D2	H	H1	H2
8-BER	674	377	297	194	150	180	464	195	150
15-BER	895	537	358	222	150	180	562	224	159
22-BER	1158	687	471	317	220	260	679	312	232
37-BER	1158	687	471	317	220	260	753	312	232
55-BER	1415	861	554	391	220	260	942	341	256

Specifications:

Model	Power output W	Bar spacing mmCapacity m ³ /h				Height mm			Width of water way mm	Length mm	Installation Angle	Dry weight kg without cable
		1	2	2.5	5	H1	H2	H3				
										A		
KW-4027	90	17	29	34	47	270	660	323	≤ 400	544	60°	23,5
KW-5027	90	26	45	52	73	270	660	323	400-500	650	60°	27,0
KW-6027	90	36	61	70	98	270	660	323	500-600	774	60°	30,5
KW-4038	90	27	45	52	73	380	842	506	≤ 400	544	60°	27,8
KW-5038	90	41	69	81	113	380	842	506	400-500	650	60°	32,1
KW-6038	90	56	95	109	153	380	842	506	500-600	774	60°	36,5
KW-4049	90	39	66	76	105	490	1057	722	≤ 400	544	60°	31,8
KW-5049	90	60	101	117	164	490	1057	722	400-500	650	60°	37,1
KW-6049	90	81	138	158	223	490	1057	722	500-600	774	60°	42,3



Food Wastewater



Agricultural Water



Municipal Water



Specifications:

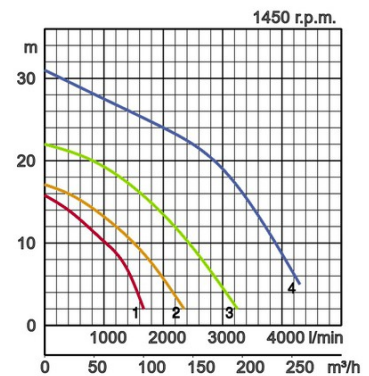
Model	Colour code curve	Bore mm	Motor output kW	Rated current A	Head max. m	Capacity max. l/min	Dry weight kg w/o cable	Max. solid handling ø mm	Pressure resistance max. m	Cable length m
KRS2-80	1	80	4,0	9,5	15,8	1670	105,0	30	15	20
KRS2-100	2	100	6,0	13,0	17,1	2350	145,0	30	15	20
KRS2-150	3	150	9,0	18,5	22,0	3250	170,0	30	15	20
KRS-200	4	200	18,0	35,0	31,0	4300	395,0	30	30	20

Heavy Duty Slurry Pump

Tsurumi's typical slurry pumps with a 4-pole motor for an increased lifetime and greater convenience.

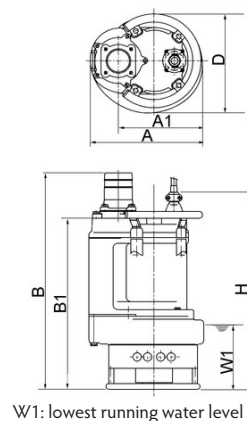


ø Discharge bore mm	80, 100, 150, 200		
Pumping Fluid	Temperature	0-40°C	
	Type of Fluid	Sludge, Slurry, Liquids containing sandy mud and/or bentonite	
Pump	Components	Impeller	Open type impeller
		Shaft Seal	Double mechanical seal
		Bearings	Shielded ball bearings
	Material	Impeller	Chromium iron casting
		Casing	Grey iron casting EN-GJL-200
		Suction Plate	Chromium iron casting
		Shaft Seal	Silicon carbide in oil bath
Motor	Motor Protector (built-in)		Circle thermal cut-out
	Phase / Voltage		3-phase / 400V / 50Hz / d.o.l.
	Insulation		Insulation class E, Insulation class B
	Lubrication		Turbine oil (ISO VG32)
	Type, Poles		Induction motor, 4 poles, IP68
	Material	Casing	Grey iron casting EN-GJL-150
		Shaft	Stainless steel EN-X30Cr13
Cable		Rubber, NSSHÖU	
Discharge Connection		Threaded flange/Hose coupling	



Dimensions in mm:

Model	A	A1	B	B1	D	H	W1
KRS2-80	349	260	800	680	326	780	265
KRS2-100	415	305	835	697	374	773	270
KRS2-150	433	324	898	718	407	830	270
KRS-200	576	445	1181	950	530	1140	285



In the event of abrasive and corrosive utilization, stronger wear and tear will take place naturally in certain components. In this regard, please pay attention to our website www.tsurumi.eu/english/applications.htm.



Contributing to World-wide Prosperity and Understanding through Worker- and Environment-friendly Production.

Designed for increased productivity through fully integrated streamlined production systems, Tsurumi's factory in Kyoto (Japan) features a production capacity of a full 1 million pumps per year. Large-scale modern R&D facilities offer optimum conditions for experimenting and testing of even super-large pumps and for developing new products to expand the possibilities and applications of pumps. To provide optimum conditions for our main asset, our workers, as well as for the environment, special emphasis is placed on optimized working conditions with airconditioning, minimized dust and exhaust gas emission, comprehensive recycling and waste recovery.

Tsurumi (Europe) GmbH

Wahlerstr. 10
D-40472 Düsseldorf
Tel.: +49 (0)211-4179373
Fax: +49 (0)211-417937-480
Email: sales@tsurumi.eu
www.tsurumi.eu

We reserve the right to change specifications and designs herein for improvement without prior notice. Our pumps are for professional use only. In the event that Tsurumi (Europe) GmbH have, in exceptional cases taken over, a manufacturer's warranty, this entitles the enduser to assert remedy free of charge against Tsurumi (Europe) GmbH due to any defect to the product occurring during the guarantee period (see below), also then when the warranty claims against the seller do not or no longer exist. In the event of malfunction, which is attributable to the improper handling by the enduser, no guarantee claim shall arise. Further claims shall not result from the warranty, unless if something to the contrary has explicitly been determined. The decision as to whether remedy is effected by way of replacement or repair shall be at the choice of Tsurumi (Europe) GmbH. The claims shall be time barred after a period of three months after expiry of the guarantee period, however, not before expiry of the warranty period which is valid towards the seller. In the event of doubt, the warranty period shall correspond with the warranty period which is valid between the end-user and his seller.



sew-equipment-EN

